






























MONTHLY BULLETIN



































MEI 2023

Kalender Ekonomi Indonesia

Tuesday May 02 2023				Actual	Previous	Consensus	Forecast		
07:30 AM	 ID	S&P Global Manufacturing PMI APR		52.7	51.9		51.6		
11:00 AM	 ID	Inflation Rate YoY APR		4.33%	4.97%	4.39%	4.5%		
11:00 AM	 ID	Inflation Rate MoM APR		0.33%	0.18%	0.37%	0.5%		
11:00 AM	 ID	Core Inflation Rate YoY APR		2.83%	2.94%	2.89%	2.9%		
12:00 PM	 ID	Tourist Arrivals YoY MAR		470.37%	567.27%		600.0%		
Friday May 05 2023				Actual	Previous	Consensus	Forecast		
09:00 AM	 ID	GDP Growth Rate QoQ Q1		-0.92%	0.36%	-1%	-0.9%		
09:00 AM	 ID	GDP Growth Rate YoY Q1		5.03%	5.01%	4.95%	5.0%		
Monday May 08 2023				Actual	Previous	Consensus	Forecast		
09:00 AM	 ID	Motorbike Sales YoY APRIL		-19.4%	40.5%				
10:00 AM	 ID	Foreign Exchange Reserves APR		\$144.2B	\$145.2B		\$146.0B		
Tuesday May 09 2023				Actual	Previous	Consensus	Forecast		
10:00 AM	 ID	Consumer Confidence APR		126.1	123.3		123		
Wednesday May 10 2023				Actual	Previous	Consensus	Forecast		
10:00 AM	 ID	Retail Sales YoY MAR		4.9%	0.6%		1.4%		

Kalender Ekonomi Indonesia

				Actual	Previous	Consensus	Forecast		
Monday May 15 2023									
11:00 AM	 ID	Balance of Trade APR		\$3.94B	\$2.83B 	\$3.38B	\$3.2B		
11:00 AM	 ID	Exports YoY APR		-29.4%	-11.63% 	-18.55%			
11:00 AM	 ID	Imports YoY APR		-22.32%	-6.26%	-7.85%			
Wednesday May 17 2023									
10:00 AM	 ID	Property Price Index YoY Q1		1.79%	2.00%		2.2%		
Friday May 19 2023									
03:00 PM	 ID	Car Sales YoY APR		-28.8%	2.6%				
Tuesday May 23 2023									
10:00 AM	 ID	Current Account Q1		\$3.0B	\$4.2B 		\$ 2.1B		
Thursday May 25 2023									
02:20 PM	 ID	Loan Growth YoY APR		8.08%	9.93%				
02:30 PM	 ID	Interest Rate Decision		5.75%	5.75%	5.75%	5.75%		
02:30 PM	 ID	Lending Facility Rate MAY		6.5%	6.5%	6.5%	6.5%		
02:30 PM	 ID	Deposit Facility Rate MAY		5%	5%	5%	5%		
Monday May 29 2023									
10:00 AM	 ID	M2 Money Supply YoY APR		5.5%	6.2%				

Kinerja Indeks Global

No	Negara	YTD	1M	3M	6M	1Y
Global Market						
1	Dow Jones (US)	-0.68%	-3.48%	0.78%	-4.85%	-0.25%
2	S&P 500 (US)	9.30%	0.25%	5.28%	2.44%	1.16%
3	Nasdaq (US)	24.53%	5.80%	12.92%	12.79%	7.07%
4	London (UK)	-1.43%	-5.39%	-5.46%	-1.68%	-2.12%
5	DAX (GR)	11.34%	-1.62%	1.95%	8.80%	8.87%
6	CAC (FP)	7.64%	-5.24%	-2.33%	5.35%	9.74%
Asia Market						
1	Nikkei (JP)	20.11%	7.04%	12.54%	10.44%	13.23%
2	Hang Seng (HK)	-9.49%	-8.34%	-7.84%	-1.95%	-14.85%
3	Sanghai (CN)	2.83%	-3.56%	-2.27%	1.70%	0.58%
4	Shenzhen (CN)	-0.05%	-2.57%	-6.48%	-0.77%	-0.19%
ASEAN Market						
1	Singapore (SG)	-2.68%	-3.42%	-3.16%	-3.99%	-0.17%
2	Malaysia (MK)	-5.90%	-1.98%	-4.61%	-6.79%	-11.66%
3	Thailand (TH)	-9.03%	0.29%	-5.47%	-6.23%	-7.79%
4	Vietnam (VN)	3.00%	2.48%	4.93%	2.55%	-16.83%
5	Philippines (PH)	-1.71%	-4.78%	-9.94%	4.00%	-19.40%
Indonesia Market						
1	JCI / IHSG (ID)	-3.18%	-4.08%	-3.07%	-6.33%	-7.21%
2	JII / ISSI (ID)	-10.21%	-8.71%	-8.02%	-90.34%	0.00%
3	IDX30 (ID)	1.59%	-1.28%	0.94%	-6.15%	-12.30%
4	LQ45 (ID)	1.55%	-1.26%	0.71%	-5.82%	-10.14%

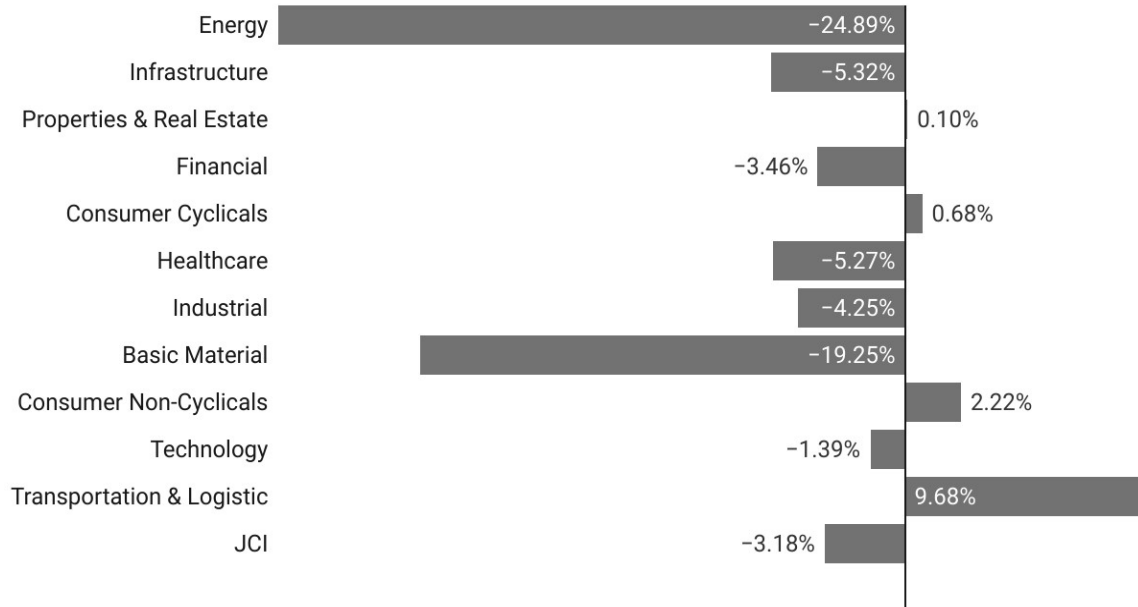
Sumber: Investing.com, Divisi Riset Erdikha

Pergerakan IHSG

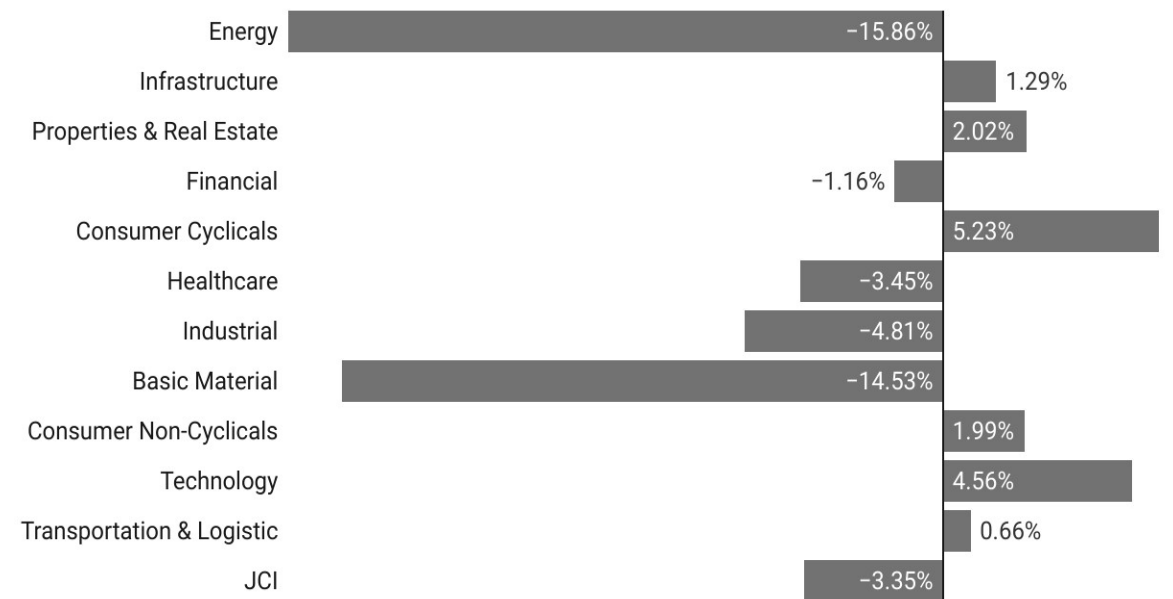


Kinerja Indeks Sektoral

Year to Date Mei 2023



Month to Date Mei 2023



Pergerakan Harga Komoditas



Transaksi

Instrumen	Volume	Nilai (Rp)	Freq. (x)
Stock	451,603,250,050	234,591,365,501,828	27,141,047
Rights	657,484,166	657,504,065	1,577
Warrants	35,923,917,489	359,813,851,514	1,250,973
Structured Warrants	661,308,500	47,072,159,300	22,730
ETF's	19,219,200	17,985,910,500	3,321
REITs	379,400	26,997,000	469
DINFRA	-	-	-
Futures (Contracts)	-	-	-
Options (Contracts)	-	-	-
Total	488,865,558,805.00	235,016,921,924,207.00	28,420,117.00

Transaksi Asing	Volume	Nilai (Rp)	Freq. (x)
Buy	171,844,493,309	100,417,605,378,060	3,060,434
Sell	134,816,157,498	98,746,565,327,681	4,083,248
Net	306,660,650,807	199,164,170,705,741	

*Data transaksi di atas merupakan hasil akumulasi dari tanggal 2– 31 Mei 2023

Pencatatan Saham

Tanggal IPO	Kode Saham	Nama Perusahaan	Sektor	Sub Sektor	Harga IPO	Harga Penutupan	Perubahan
08-May-23	RAAM	Tripax Multivision Plus Tbk	Consumer Cyclical	Media & Entertainment	234	292	24.79%
08-May-23	TYRE	King Tire Indonesia Tbk	Consumer Cyclical	Automobiles & Components	138	186	34.78%
08-May-23	JATI	Informasi Teknologi Indonesia Tbk	Technology	Software & IT Services	100	135	35.00%
08-May-23	DOOH	Era Media Sejahtera Tbk	Consumer Cyclical	Media & Entertainment	100	105	5.00%
09-May-23	MPXL	MPX Logistics International Tbk	Transportation & Logistic	Logistics & Deliveries	108	145	34.26%
12-May-23	SMIL	Sarana Mitra Luas Tbk	Industrials	Industrial Goods	100	135	35.00%

DISCLAIMER

Investasi maupun perdagangan (trading) Efek berpotensi memberikan keuntungan, sekaligus mengandung risiko. Setiap keputusan investasi dan trading merupakan tanggung jawab masing-masing individu yang membuat keputusan tersebut. Harap berinvestasi sesuai profil risiko pribadi.

www.erdikha.com

Telp: +62 21 3983 6420 | Fax: +62 21 3983 6422 |

Email: admin.aonline@erdikha.com | Instagram: [@erdikhaelitsekuritas](https://www.instagram.com/erdikhaelitsekuritas)

PT Erdikha Elit Sekuritas terdaftar dan diawasi oleh Otoritas Jasa Keuangan